


For FS and FD Condulet® Cast Device Boxes Single Gang



For square handle general use snap or toggle switches – unguarded.


Description	Material	Cat. #
Surface	Sheet steel	DS32
Surface	Sheet aluminum	DS32-SA



For square handle general use snap or toggle switches – guarded.

Description	Material	Cat. #
Surface or flush	Feraloy® iron alloy with gasket	DS32G
Surface	Sheet steel	DS52

WLRS and WLRD Wet Locations Covers† For NEMA Configuration Receptacles*



For single convenience receptacles

Spring door with gasket

WLRS-1 cover takes 15 and 20 ampere non-locking type and 15 ampere locking type receptacles*

WLRS-2 cover takes 20 ampere locking type receptacles*

Description	Material	Cat. #
Surface	Die cast aluminum	WLRS-1 WLRS-2

Use WLRA-1 adapter for mounting on flush device boxes



For duplex convenience receptacles*


Spring doors with gasket

WLRD-1 cover takes 15 and 20 ampere non-locking type and 15 ampere locking type receptacles*

Description	Material	Cat. #
Surface	Die cast aluminum	WLRD-1

Use WLRA-1 adapter for mounting on flush device boxes.

Flush Device Adapter



Adapter plate for mounting WLRS/WLRD covers to flush device boxes.

Cat. #
WLRA-1

Also can be used to mount all covers with four corner screws listed on pages 35 to 42 to flush device boxes.

† Must be used with a wet locations rated wiring device.

* Refer to pages 37 and 38 for receptacle specifications and listings of complete receptacle/cover combinations.